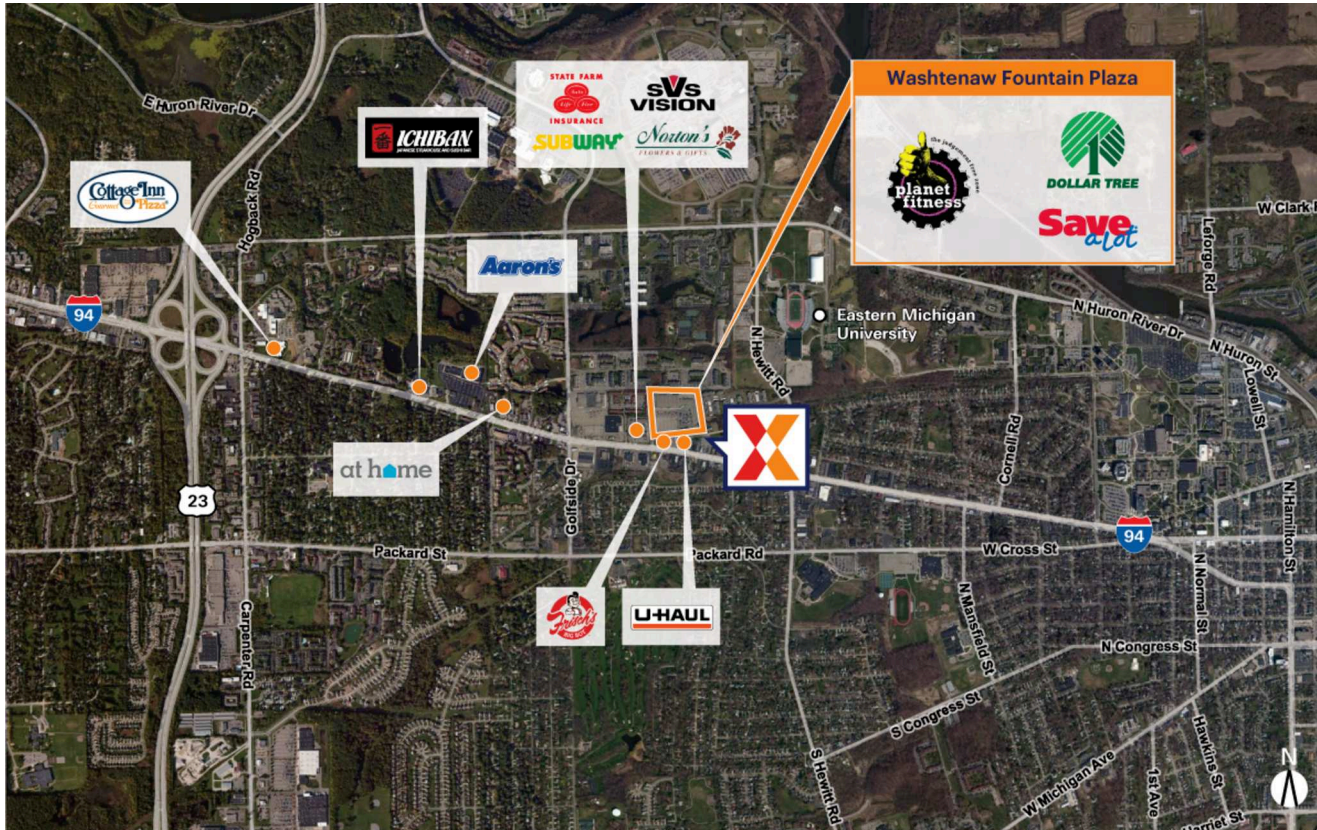




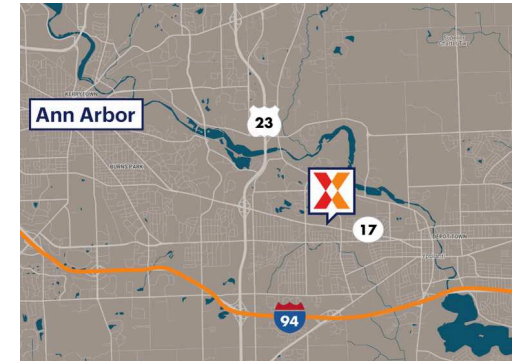
Ann Arbor, MI

# WASHTENAW FOUNTAIN PLAZA

42.251016, -83.654875  
2720-2820 Washtenaw Avenue | Ypsilanti, MI 48197



CENTER SIZE: 123,706 SF



DEMOGRAPHICS	1 MILE	3 MILE	5 MILE
👤	11,971	64,888	176,892
🏠	5,824	28,350	71,192
💰	\$61,202	\$73,256	\$81,340

Strong lineup of regional and national retailers including Planet Fitness, Dollar Tree, H&R Block and Save-A-Lot

High visibility from 31,000+ vehicles daily on Washtenaw Ave

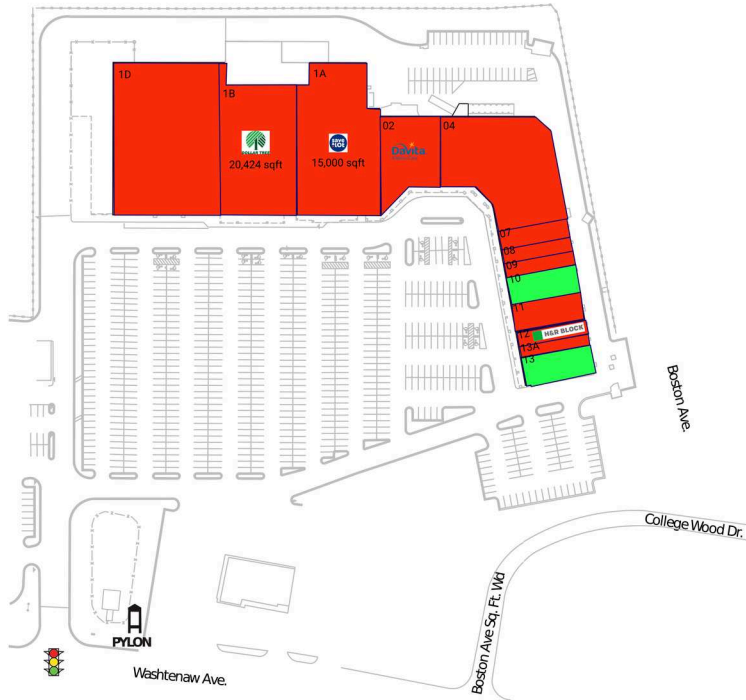
Surrounded by a daytime population of 109,000+ as well as 64,000+ residents with an average household income of \$73,000+ within 3 miles

Located just minutes from the University of Michigan with 43,000+ students and Eastern Michigan University with 21,000+ students

Ann Arbor, MI

# WASHTENAW FOUNTAIN PLAZA

42.251016, -83.654875  
2720-2820 Washtenaw Avenue | Ypsilanti, MI 48197



### AVAILABLE SPACE

10	4,000 SF
13	3,695 SF

### CURRENT RETAILERS

1A	Save-A-Lot	15,000 SF
1B	Dollar Tree	20,424 SF
1D	LEASE PENDING	32,184 SF
02	DaVita Dialysis	9,355 SF
04	Ypsilanti Fitness	23,143 SF
07	SVS Vision Optical Centers	2,656 SF
08	Colorful Nails	2,000 SF
09	Amazing Dental	2,000 SF
11	Go Puff	4,000 SF
12	H&R Block	2,000 SF
13A	Al Bash Grill	2,305 SF



5161 - 02.13.25