






Email check staging

Atlanta-Sandy Springs-Roswell, GA

32.7, -117.2467
Point Luma | San Diego, CA 8726871

Center Size: 829,280 SF

Demographics	1	2	3
	86,872	8,722	31,212
	26,762	31,231	2,211
	\$11,392	\$31,282	\$987,292

Now that we've outlined the four main categories, let's explore some specific examples of different types of real property.

- Single-family dwelling - Any home designed for only one family
- Multi-family dwelling - Any group of homes designed for more than one family
- Attached - Any unit that's connected to another (not freestanding)
- Apartment - An individual unit in a multi-unit building. The boundaries of the apartment are generally defined by a perimeter of locked or lockable doors. Often seen in multi-story apartment buildings.
- Multi-family house - Often seen in multi-story detached buildings, where each floor is a separate apartment or unit.

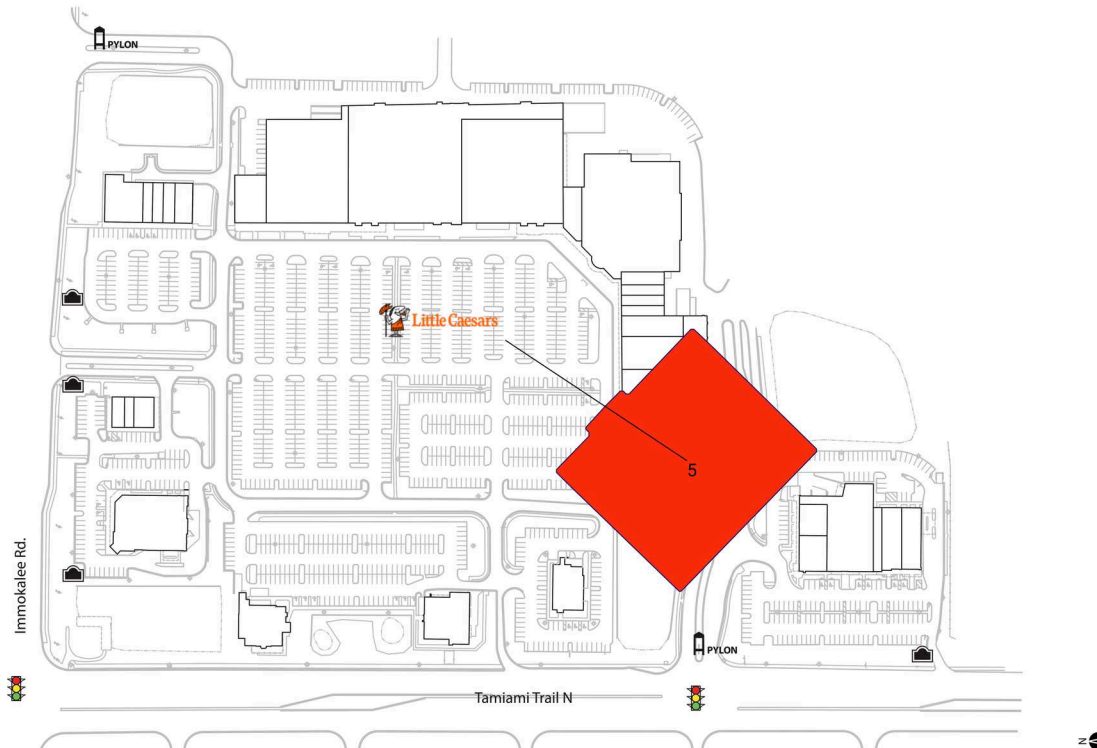
Email check staging

Atlanta-Sandy Springs-Roswell, GA

32.7, -117.2467
Point Luma | San Diego, CA 8726871

Current Retailers

3	Alien Tiger	333 SF
5	Little Caesars Pizza	0 SF



Email check staging

Atlanta-Sandy Springs-Roswell, GA

32.7, -117.2467
Point Luma | San Diego, CA 8726871

Available Space

S2 0 SF

Current Retailers

A1	Subway	7,868 SF
H7	3 Natives	7,621 SF
J8	Cafe Rio Mexican	0 SF

