






Washington-Arlington-Alexandria, DC-VA-MD-WV

FOX RUN

38.555139, -76.594786
Route 2/4 Solomons Island Road | Prince Frederick, MD 20678

CENTER SIZE: 292,849 SF



DEMOGRAPHICS	1 MILE	3 MILE	5 MILE
	1,890	8,711	21,326
	642	2,974	7,150
	\$107,784	\$106,975	\$120,560

Market-dominant center with Giant Food drawing an average of 21,000+ customers/week

Strong lineup of national retailers including Jo-Ann Fabric & Craft Stores & Rainbow

Excellent visibility on Solomon Island Rd from 37,000+ vehicles daily

Surrounded by an affluent population with an average household income of \$107,000+ within a 3-mile radius

Adjacent to Calvert Memorial Hospital with 1,000+ employees

Washington-Arlington-Alexandria, DC-VA-MD-WV

FOX RUN

38.555139, -76.594786
Route 2/4 Solomons Island Road | Prince Frederick, MD 20678



AVAILABLE SPACE

B3	975 SF	26	1,400 SF
PAD C	6,500 SF		
01D	26,479 SF		
2	3,000 SF		
14	3,000 SF		

CURRENT RETAILERS

B1	LEASE PENDING	2,205 SF
B2	Tropical Smoothie Cafe	1,300 SF
B4	LEASE PENDING	1,235 SF
B5	LEASE PENDING	2,795 SF
D	Applebee's	4,640 SF
N.A.P.	SunTrust Bank	
N.A.P.1	McDonald's	
N.A.P.3	N.A.P.	
PAD A	LEASE PENDING	5,000 SF
01	Planet Fitness	19,307 SF
01A	LEASE PENDING	8,670 SF
01B	LEASE PENDING	10,000 SF
01C	LEASE PENDING	18,000 SF
3	Sally Beauty Supply	1,600 SF
4	Rainbow	8,000 SF
5	Nail Trix & Spa	2,030 SF
6	Le Visage	1,118 SF
07	Gordmans	35,061 SF
8	Cannon Apothecary	1,389 SF
9/10	Century 21 New Millenium	5,442 SF
11	SHOE DEPT.	5,931 SF
12	GameStop	1,400 SF
13	GNC	1,400 SF
15A	H&R Block	1,750 SF
15B	Liquor Store	1,750 SF
16	Giant	56,139 SF
17	Parcelex	1,750 SF
18	Firehouse Subs	1,750 SF
19	Advance Auto Parts	5,600 SF
20/21	Mattress Firm	5,075 SF
22	J.W. Jewelers	1,400 SF
23	Papa John's	1,400 SF
24	Spot Out Cleaners	1,750 SF
25	BB&T	1,400 SF

4028 - 02.13.25