






Allen Solly Property

Albany, GA

32.6003, -117.026
Point Luma |

Center Size: 23,400 SF

Demographics	2	3	6
	71,293	165,646	462,329
	19,229	46,904	134,636
	\$101,150	\$95,466	\$93,451

Prime location in Panama City's major retail node

Anchored by a predominant Publix with high sales

Proven tenant stability from a strong lineup of national retailers including Firehouse Subs, H&R Block, Supercuts & Tropical Smoothie

Close proximity to Gulf Coast Regional Medical Center with 1,000+ employees and Panama City Mall anchored by Dillard's

Allen Solly Property

Albany, GA

32.6003, -117.026
Point Luma |



Available Space

1	0 SF
4	0 SF

Current Retailers

2	Ace Cash Express	0 SF
---	------------------	------

Allen Solly Property

Albany, GA

32.6003, -117.026
Point Luma |

