






New brixmore

33.366, -111.8794
Point Luma | Mesa, AZ 00932

Center Size: 45,600 SF

Demographics	1	3	5
	15,961	142,327	431,395
	6,525	58,722	165,555
	\$96,325	\$86,887	\$82,039

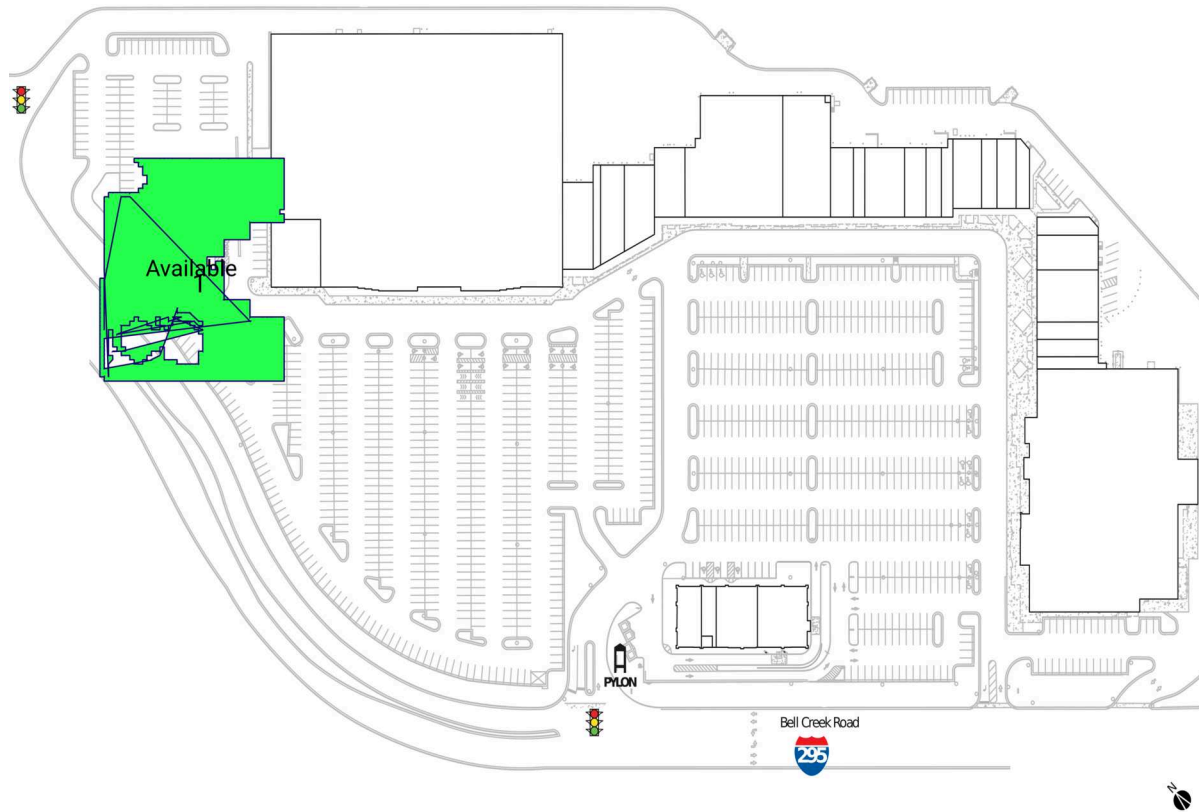
Located in densely populated area with 237,000+ residents within 5 miles

Diverse mix of national tenants including O'Reilly Automotive, Great Clips, Dollar Tree & Planet Fitness

Proven tenant stability with multiple retailers operating at the center for more than 15 years

New brixmore

33.366, -111.8794
Point Luma | Mesa, AZ 00932



Available Space

1 0 SF

Current Retailers

2 New Bottle 1,230 SF